

20
23

NORTH DAKOTA

CRASH SUMMARY

VISION:

Establish a culture of shared responsibility where fatalities and serious injuries on North Dakota roadways are recognized as preventable and not tolerated.

MISSION:

Eliminate fatalities and serious injuries on North Dakota roadways.

VISION ZERO 

Zero fatalities. Zero excuses.

ABOUT THIS DOCUMENT

This document is prepared annually by the North Dakota Department of Transportation (NDDOT) Highway Safety Division to provide information about motor vehicle crashes, fatalities and injuries in North Dakota.

Data for this document is collected by North Dakota law enforcement officers who complete a crash report when a crash on a public road involved a fatality, injury or at least \$4,000 in property damage.

The reportable property damage threshold increased to \$4,000 on August 1, 2019. For crashes occurring prior to August 1, 2019, the reportable property damage threshold was \$1,000.

Crashes that occur off of a public road (for example, on private property or parking lots) are not included.

Crash reports are submitted by law enforcement to the NDDOT Highway Safety Division for central collection and data analysis. The data reported here reflects the point in time when the data was analyzed. Comparison to other data analysis may vary.

Gratitude is extended to all law enforcement personnel at the city, county, state and tribal levels who provide this valuable data for analysis.



Crashes are not accidents. The word “accident” promotes the perception that crashes are outside of human control when, in fact, crashes are predictable results of specific actions.

TABLE OF CONTENTS

- Executive Summary 1
- Vehicle Crashes, Fatalities & Injuries in North Dakota:
A Decade in Review (2014-2023) 2-3
- 2023 Vehicle Crashes, Fatalities & Injuries in North Dakota 4-7
- Occupant Protection 8-9
- Impaired Driving 10
- Distracted Driving 11
- Speed and/or Aggressive Driving. 12
- Lane Departure 13
- Heavy Trucks 14
- Young Drivers 15
- Bicycles and Pedestrians 16
- Motorcycles and Off-Highway Vehicles 17
- Preventing Vehicle Crashes, Fatalities & Injuries 18
- Vision Zero Partner Network 19
- North Dakota Crash Memorial Wall 20

EXECUTIVE SUMMARY

Motor vehicle crash fatalities and injuries are sudden, violent and traumatic events. The impact is long-lasting, often permanent, and extends beyond the victims to impact the lives of the victim's family, friends and community.

The good news is crashes are largely preventable.

In North Dakota in 2023, preventable human behavior including not wearing a seat belt, alcohol and speed and/or aggressive driving contributed significantly to motor vehicle fatalities. Of the 106 fatalities in 2023, 47% were not wearing their seat belt (excludes those where seat belts do not apply including pedestrians, bicycles, motorcycles and off-highway vehicles), 35% were alcohol-related (includes both toxicology confirmed and officer suspected alcohol involvement), 33% involved speed and/or aggressive driving, and 50% were lane departure-related.

Motor vehicle crash fatalities can be reduced if every driver and passenger takes personal responsibility for their safety.



This includes wearing seat belts at all times; transporting children in child passenger safety (CPS) seats appropriate for the child's age, height and weight; not driving while distracted by cell phones or any other form of distraction; driving only when sober (i.e., not under the influence of alcohol and/or drugs); and obeying all posted speed limits.

VEHICLE CRASHES, FATALITIES & INJURIES IN NORTH DAKOTA:

A Decade in Review (2014-2023)

There were more than 10,400 vehicle crashes during 2023 resulting in fatalities, injuries and property damage.

The highest number of fatalities over a 10-year period occurred in 2014 (135), followed by a steady decrease through 2016. In 2017, there was a 2.7% increase in fatalities; however, from 2017 to 2023 fatalities decreased by over 9%.

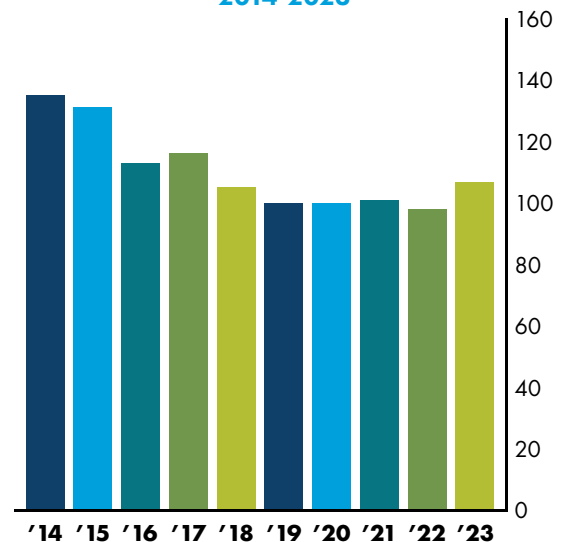


Since 2019, there have been more than 40,000 lives lost to vehicle crashes each year in the United States compared to about 100 lives lost to crashes each year in North Dakota.

North Dakota Motor Vehicle Crashes,
Fatalities and Injuries 2014-2023

Year	Crashes	Fatalities	Injuries
2014	16,134	135	5,278
2015	15,077	131	4,917
2016	15,017	113	4,614
2017	15,280	116	4,432
2018	15,242	105	4,230
2019	14,221	100	4,258
2020	8,820	100	3,426
2021	9,585	101	3,947
2022	10,734	98	3,763
2023	10,475	106	2,828

North Dakota Motor Vehicle Fatalities
2014-2023

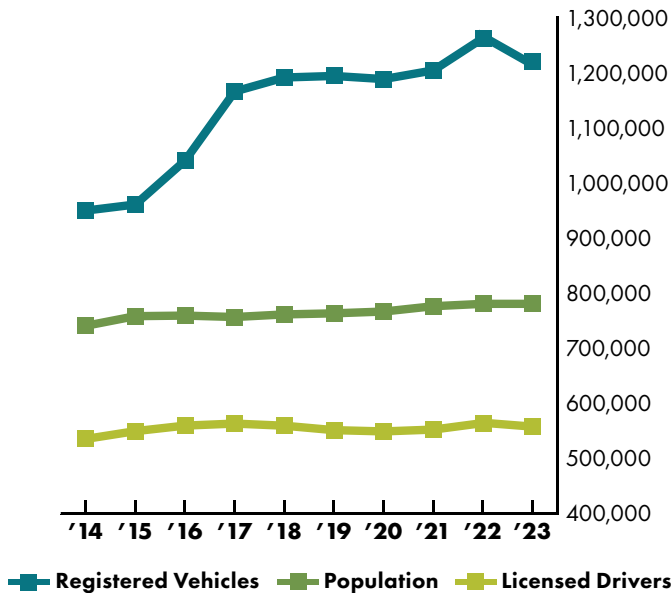


North Dakota's fatality rate per 100 million vehicle miles traveled (VMT) has been consistently **lower** than the national rate over the past six years. VMT is a measure of crash exposure – the more vehicle miles driven, the greater the exposure to the risk of a crash.



According to the U.S. Census Bureau, North Dakota's population increased by slightly more than 45,000 people over the past 10 years.

North Dakota People, Drivers, and Vehicles, 2014-2023

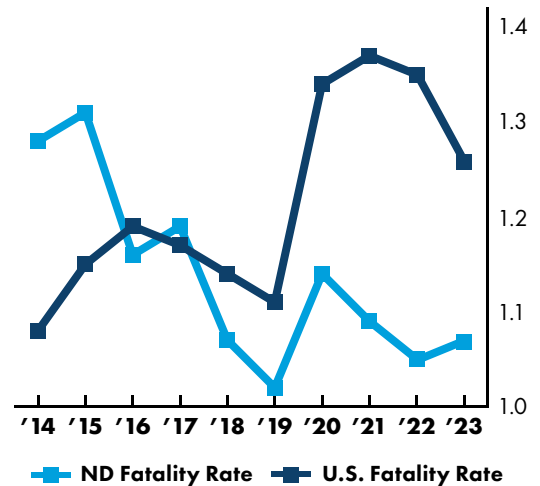


North Dakota vs. United States Motor Vehicle Fatalities and Vehicle Fatality Rate, 2014-2023

Year	ND Fatalities	ND Fatality Rate*	U.S. Fatalities	U.S. Fatality Rate*
2014	135	1.28	32,744	1.08
2015	131	1.31	35,484	1.15
2016	113	1.16	37,806	1.19
2017	116	1.19	37,473	1.17
2018	105	1.07	36,835	1.14
2019	100	1.02	36,355	1.11
2020	100	1.14	39,007	1.34
2021	101	1.09	42,939	1.37
2022	98	1.05	42,795	1.35
2023	106	1.07	40,990	1.26

*Number of fatalities per 100 million vehicle miles traveled.

North Dakota vs. United States Motor Vehicle Fatality Rate, 2014-2023



2023 VEHICLE CRASHES, FATALITIES & INJURIES IN NORTH DAKOTA

In 2023, there were 106 individuals who lost their lives in motor vehicle crashes in North Dakota. Those who died ranged in age from five to 97. The majority (83%) were North Dakota residents.

EVERY
50 MINUTES
one motor vehicle
crash occurred (ND 2023)

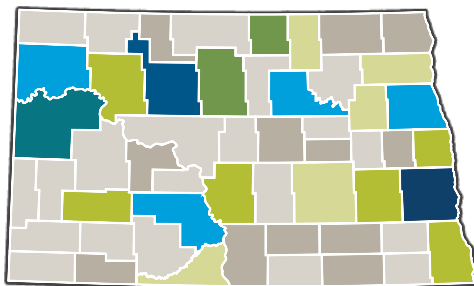


~ EVERY
3 HOURS
one person was injured
in a crash (ND 2023)

~ EVERY
4 DAYS
one person died
in a crash (ND 2023)

Of the motor vehicle fatalities, 73 (69%) were in a passenger vehicle, 16 (15%) were motorcyclists, 10 (9%) were pedestrians, three (3%) were individuals on all-terrain vehicles (ATVs) and other miscellaneous vehicle types (such as snowmobiles, golf carts, segways, etc.) and four (4%) were in trucks and tractors.

Fatalities occurred in 32 (60%) of 53 counties.



North Dakota Motor Vehicle Crashes, Fatalities and Injuries by County, 2023

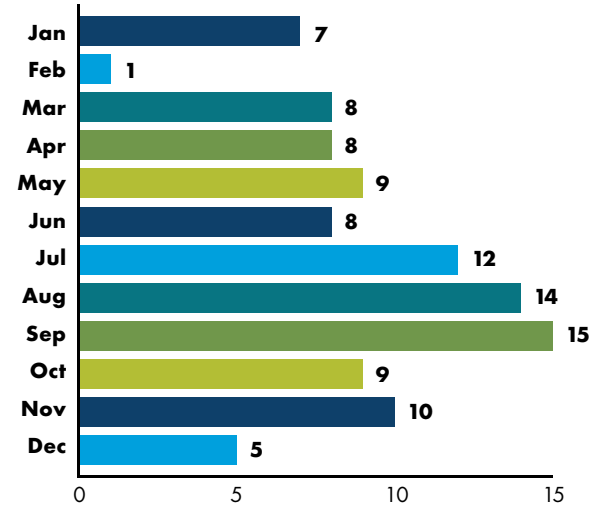
County	Crashes	Fatalities	Injuries	Crash Rate per MVM
Adams	12	1	6	.03
Barnes	183	3	70	.08
Benson	16	8	11	.02
Billings	26	0	11	.03
Bottineau	45	0	26	.05
Bowman	11	0	2	.02
Burke	23	0	10	.04
Burleigh	2,173	3	623	.29
Cass	2,488	11	1,024	.15
Cavalier	22	1	9	.04
Dickey	39	1	9	.07
Divide	21	0	8	.04
Dunn	101	0	42	.06
Eddy	19	0	1	.06
Emmons	35	1	17	.06
Foster	23	1	9	.05
Golden Valley	15	0	5	.03
Grand Forks	885	8	281	.13
Grant	13	0	4	.04
Griggs	3	0	0	.01
Hettinger	13	0	8	.03
Kidder	70	0	22	.06
LaMoure	28	1	13	.05
Logan	12	1	1	.05
McHenry	76	4	36	.06
McIntosh	22	0	10	.08
McKenzie	278	5	107	.06
McLean	89	0	42	.04
Mercer	57	1	25	.06
Morton	474	8	145	.10

North Dakota Motor Vehicle Crashes, Fatalities and Injuries by County, 2023 (cont.)

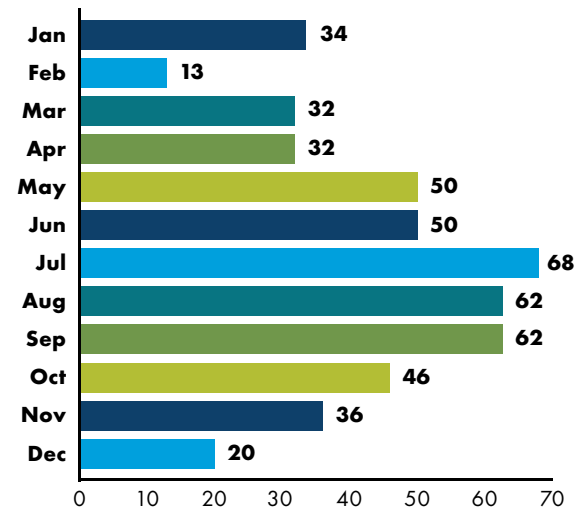
County	Crashes	Fatalities	Injuries	Crash Rate per MVMT
Mountrail	102	3	42	.04
Nelson	39	2	43	.06
Oliver	7	0	3	.02
Pembina	62	1	26	.05
Pierce	23	0	11	.04
Ramsey	119	0	63	.08
Ransom	33	0	15	.06
Renville	11	1	7	.03
Richland	161	3	57	.05
Rolette	24	4	33	.02
Sargent	12	0	7	.02
Sheridan	17	0	15	.07
Sioux	2	2	1	.00
Slope	8	0	3	.03
Stark	553	3	100	.14
Steele	3	1	0	.01
Stutsman	436	2	123	.13
Towner	9	2	4	.03
Traill	128	3	49	.05
Walsh	61	2	24	.04
Ward	672	10	292	.10
Wells	42	1	19	.06
Williams	679	8	258	.11
TOTAL	10,475	106	3,772	.11

Motor vehicle fatalities occur each month of the calendar year. However, over the past five years more people have died in crashes in the warm weather months (May-October) than the cold weather months. Warm weather months are also peak travel months where more vehicle miles are driven. During the five-year period (2019-2023), July had the most motor vehicle fatalities.

North Dakota Motor Vehicle Fatalities, by Month, 2023



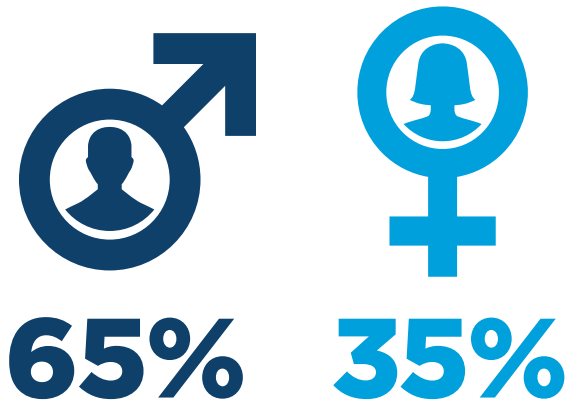
North Dakota Motor Vehicle Fatalities by Month, 2019-2023



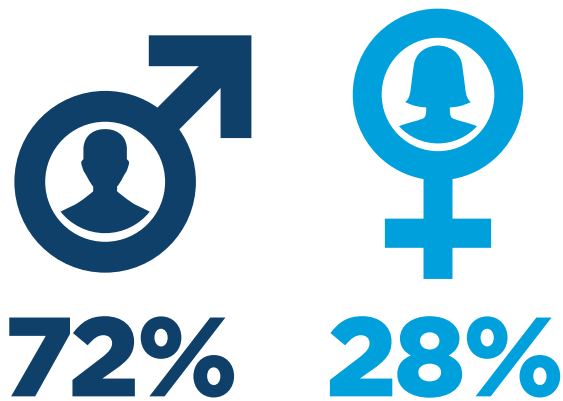
2023 Vehicle Crashes, Fatalities & Injuries in North Dakota (continued)

In 2023, males died in motor vehicle crashes almost two times more than females.

North Dakota Motor Vehicle Fatalities by Gender, 2023

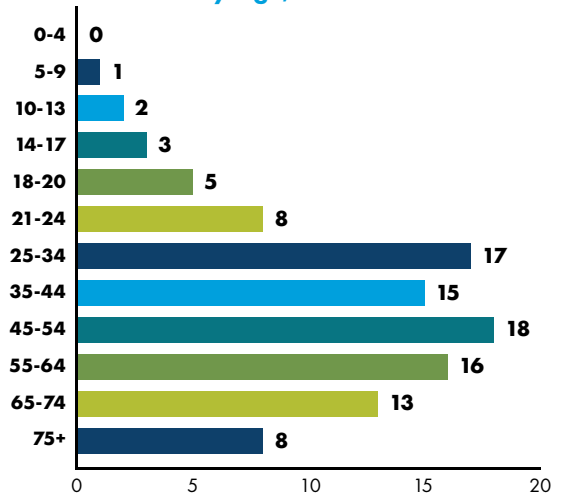


North Dakota Motor Vehicle Fatalities by Gender, 2019-2023

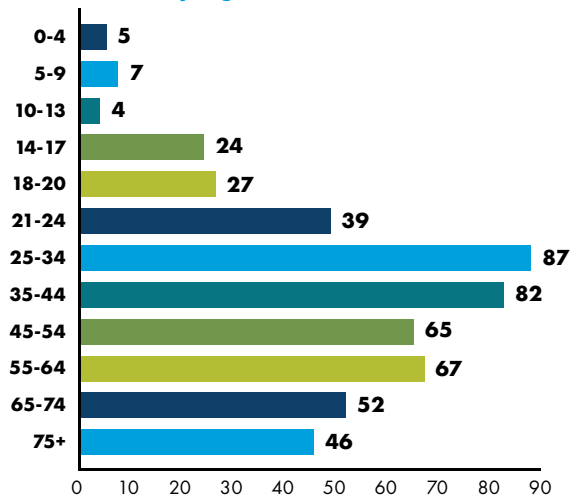


Nearly 2/3 (62%) of those who died in motor vehicle crashes over the past five years were between the ages of 25 and 64.

North Dakota Motor Vehicle Fatalities by Age, 2023

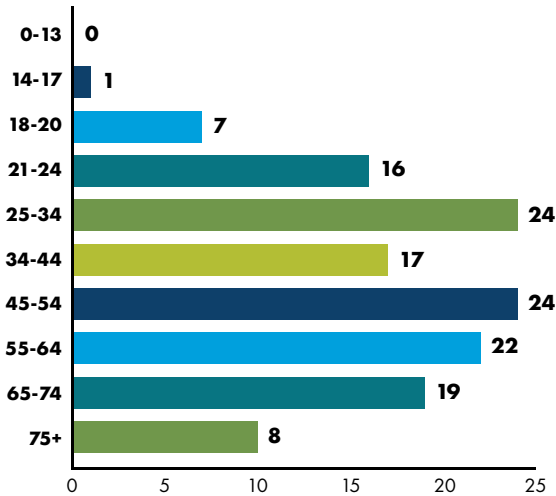


North Dakota Motor Vehicle Fatalities by Age, 2019-2023

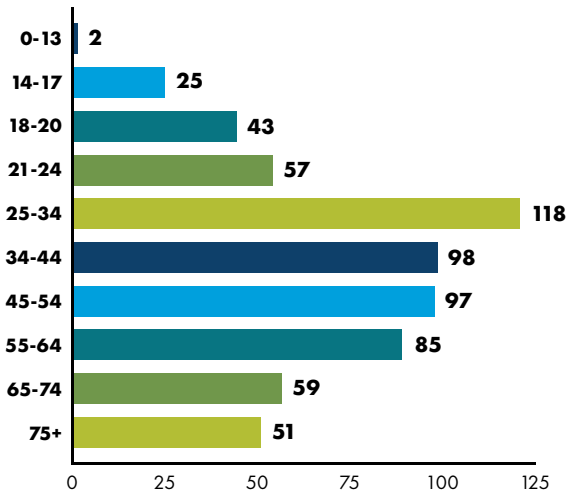


Drivers in fatal crashes were also primarily between the ages of 25 and 64.

North Dakota Age of Drivers Involved in Fatal Motor Vehicle Crashes, 2023



North Dakota Age of Drivers Involved in Fatal Motor Vehicle Crashes, 2019-2023



Historically, more fatalities occur during Thanksgiving, Independence Day and Memorial Day than other holidays.

North Dakota Holiday Motor Vehicle Fatalities, 2023



New Year's
(1)



Memorial Day
(3)



Independence Day
(3)



Labor Day
(0)



Thanksgiving
(3)



Christmas
(1)

Note: Data reflects a multiple day period that varies per holiday and the day of the week on which the holiday falls. The New Year's Eve holiday period includes both December and January fatalities with the fatalities counted in the year in which they occurred.

North Dakota Holiday Motor Vehicle Fatalities, 2019-2023



OCCUPANT PROTECTION



Seat belts save lives. They are the single most effective safety device to prevent death and injury in a motor vehicle crash.¹

~ EVERY
10 DAYS
one unbelted vehicle
occupant died (ND 2023)

~ EVERY
14 DAYS
one unbelted vehicle
occupant was ejected (ND 2023)

Seat belts protect you by:

- Keeping you in the vehicle.
- Spreading the force of impact over a large area and the strongest part of the body.
- Allowing your body to slow down gradually, lessening the impact on internal organs.
- Preventing impact with the interior of the vehicle.
- Preventing collision with other occupants of the vehicle.
- Preventing trauma to the brain and spinal cord caused by sudden change in motion.

Fortunately, most people who drive and ride in motor vehicles understand how important it is to wear a seat belt. An annual survey of observed seat belt use in North Dakota shows that about eight out of every 10 people wear a seat belt (78.5%). But it is those who do not wear seat belts who are much more likely to lose their life in a crash.

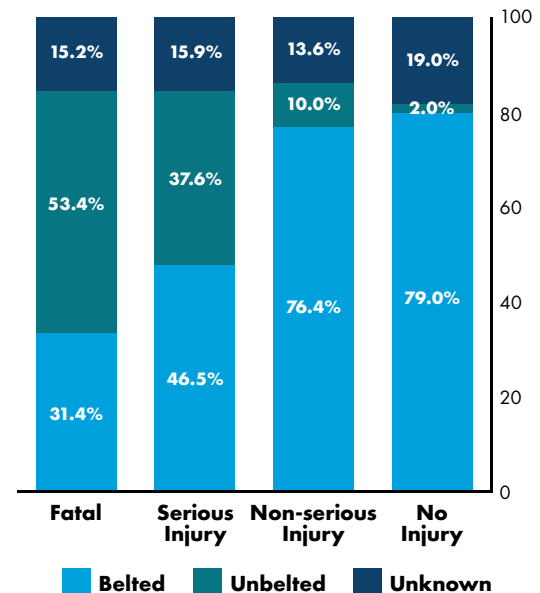
¹ National Safety Council

North Dakota Unbelted Motor Vehicle Fatalities, 2019-2023

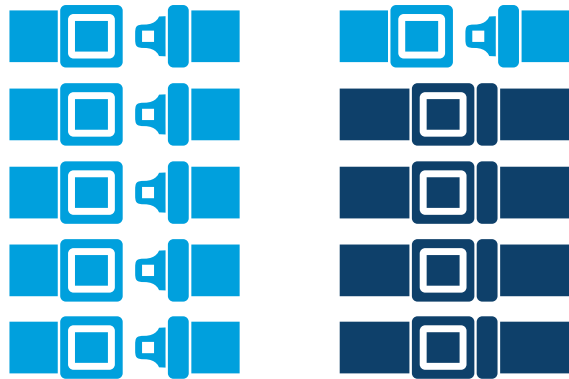
Year	Fatalities*	No Seat Belt Used	Percent Unbelted
2019	74	34	46%
2020	68	41	60%
2021	80	37	46%
2022	68	47	69%
2023	76	36	47%

*Includes fatalities where seat belts were available within the vehicle. Excludes fatalities where seat belts do not apply (pedestrians, bicycles, motorcycles, off-highway vehicles, persons riding on the exterior of motor vehicles, bus passengers and farm/construction equipment).

North Dakota Percent of Restraint Use by Injury Classification, 2019-2023



Crash data shows a direct correlation between seat belt use and injury severity. Unbelted vehicle occupants in crashes account for the largest percent of fatalities, while belted occupants most commonly receive non-serious or no injuries.



Over the past five years (2019-2023), more than half (53%) of the people killed in a motor vehicle crash, where seat belts were available, were not buckled at the time of the crash. And, 79% of the unbelted fatalities were males.

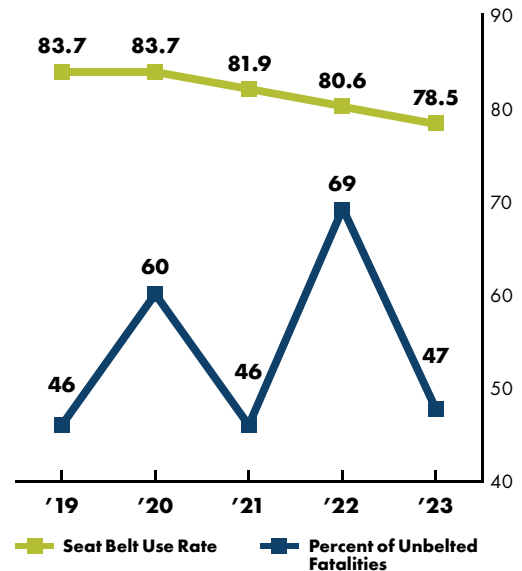
In 2023 alone, 47% of motor vehicle fatalities were not wearing their seat belt. Of those unbelted fatalities, 64% were partially or totally ejected. Further, 67% of single vehicle rollover fatalities were not wearing their seat belt and 82% of those unbelted fatalities were either partially or totally ejected.

North Dakota's observed seat belt use has been consistently lower than the national seat belt use rate over the past 10 years (2014-2023).

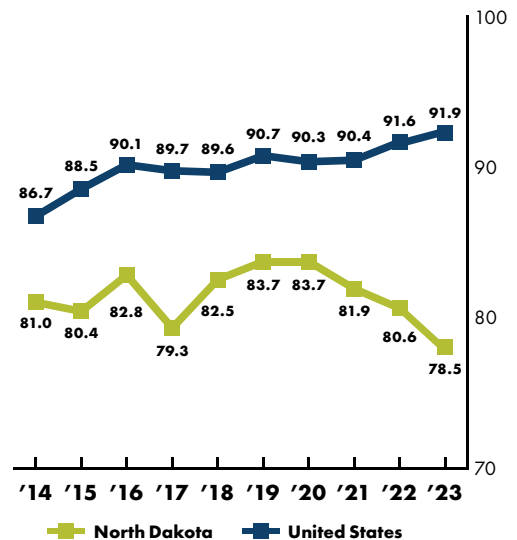
On August 1, 2023, North Dakota's seat belt law moved from secondary to primary enforcement. The updated law allows law enforcement to stop and issue a seat belt citation to someone not wearing a seat belt and requires all front and back seat occupants to be buckled up regardless of age.

Seat belts save lives. Wear your seat belt – every seat, every trip, every time!

North Dakota Seat Belt Use and Unbelted Motor Vehicle Fatalities, 2019-2023



North Dakota vs. United States Seat Belt Use Rate, 2014-2023



IMPAIRED DRIVING



Alcohol and drug-related crashes are 100% preventable. Many lives would be saved each year if every driver consistently makes the choice to drive sober and not while under the influence of alcohol and/or drugs.

~ EVERY
13 HOURS
one alcohol-related
crash occurred (ND 2023)

~ EVERY
10 DAYS
one alcohol-related
vehicle fatality occurred (ND 2023)

Yet, 191 people have died in alcohol-related crashes over the past five years and alcohol is a factor in about 35% of fatal crashes annually. The percent of alcohol-related fatal crashes shows an overall decreasing trend during the most recent five-year period (2019-2023).

In 2023, approximately 17% of adult arrests were for Driving Under the Influence (DUI)² and the average blood alcohol content (BAC) among DUI offenders was .172 – well over the legal limit of .08.

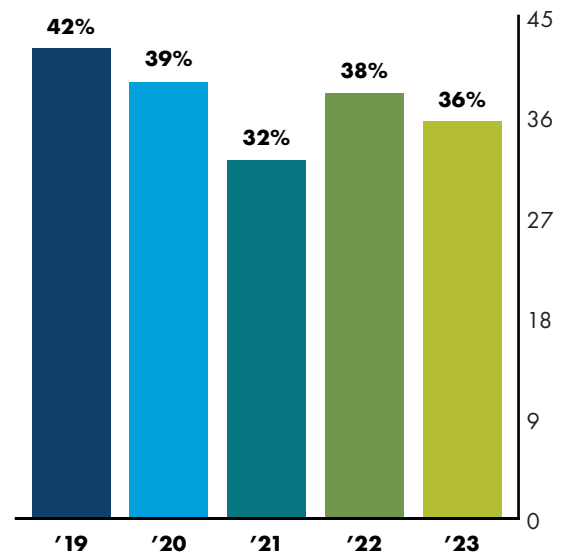
Drive sober or find a sober ride.

North Dakota Motor Vehicle Crashes, Fatalities and Injuries Involving Alcohol, 2019-2023

Year	Total Fatal Crashes	Fatalities	Injuries
2019	38	43	402
2020	37	39	407
2021	27	35	396
2022	36	36	419
2023	34	38	342

Counts indicate at least one operator in the crash had a positive BAC AND/OR officer suspected alcohol involvement was indicated on the crash report; passenger BACs are excluded. Alcohol-related injuries are counted based on officer suspected alcohol involvement from the crash report; toxicology is not available.

North Dakota Percent Alcohol-Related Fatal Motor Vehicle Crashes, 2019-2023



² North Dakota Office of Attorney General, Bureau of Criminal Investigation, Crime in North Dakota, 2023

DISTRACTED DRIVING



Distraction – taking eyes, hands or mental attention away from driving – is a common contributing factor in most motor vehicle crashes and near crashes.

Texting while driving is a behavior so dangerous that drivers are:

23x MORE at risk of a crash or near-crash event
6x MORE likely to crash than a drunk driver

According to the National Highway Traffic Safety Administration (NHTSA), 3,308 people nationwide were killed in motor vehicle crashes involving distracted drivers in 2022.*

Distracted driving is vastly underreported as a factor in a crash due to driver hesitancy to report, lack of witness verification and other factors. As a result, North Dakota crash data related to distraction is underreported. However, in 2023 there were:

- 865 crashes related to distracted driving including two fatal crashes and 35 serious injury crashes in North Dakota.
- 1,316 distracted driving violations posted to the ND Driver's License System.



Sending one text at 55 mph is like **driving blindfolded** the entire length of a football field.

*Most current data available



The Buckle Up Phone Down (BUPD) pledge is simple: when you get into any vehicle, buckle up and encourage others to do the same. If you are a driver, put the cell phone down. Every trip, every time!

Make an impact by taking the pledge and spreading the word to your colleagues, family and friends. You can help us reach Vision Zero. We challenge you, North Dakota! Take the pledge now at VisionZero.ND.gov and get instant access to policies, social media posts, talking points and more.



SPEED AND/OR AGGRESSIVE DRIVING

SPEEDING
SLOWS YOU DOWN

Speed and/or aggressive driving was a factor in 33% of fatal crashes in 2023.

~ EVERY
2 HOURS
one speed/aggressive driving
involved crash occurred (ND 2023)

~ EVERY
11 DAYS
one speed-related
fatality occurred (ND 2023)

According to NHTSA, 12,151 lives were lost (an average of over 33 people on a typical day) in speed-related vehicle crashes in the U.S. in 2022.*

Speeding endangers everyone on the road. It greatly reduces the driver's ability to slow a vehicle when necessary or to steer safely around an unexpected curve, or another vehicle or hazardous object in the road. In school zones or neighborhoods, that could include a child or an animal crossing the road.

Of the 49 drivers involved in fatal crashes in 2023 with speed and/or aggressive driving identified as a contributing factor, 67% were ages 18-44 and 80% were male.

**It's not just aggressive driving, it's deadly driving.
Stop speeding before it stops you.**

*Most current data available

North Dakota Fatal Motor Vehicle Crashes Involving Speed/Aggressive Driving* 2019-2023

Year	Total Fatal Crashes	Speed/Aggr. Driv.-Involved Fatal Crashes	Percent
2019	91	26	29%
2020	96	33	34%
2021	85	29	34%
2022	96	30	31%
2023	96	32	33%

*Speed/Aggressive Driving-Involved is defined as speeding, driving too fast for conditions, following too close, or operating a vehicle in an erratic, reckless, careless, negligent or aggressive manner.

165 PEOPLE
people have died in speed/aggressive driving-involved crashes over the past five years. (ND 2023)

North Dakota Motor Vehicle Crashes, Fatalities and Injuries Involving Speed/ Aggressive Driving* 2019-2023

Year	Crashes	Fatalities	Injuries
2019	5,187	27	1,629
2020	3,153	36	1,225
2021	3,663	35	1,613
2022	3,936	34	1,550
2023	3,932	33	1,427

LANE DEPARTURE

Lane departure is the most common type of crash resulting in injuries in rural areas. A lane departure crash is defined as a crash which occurs after a vehicle crosses an edge line or a center line, or otherwise leaves the traveled way.

~ EVERY

2 HOURS
one lane departure-related
crash occurred (ND 2023)

~ EVERY

7 DAYS
one lane departure-related
fatality occurred (ND 2023)

In 2023, 78% of single-vehicle fatal lane departure crashes involved overturning/rolling over and 22% involved collisions with fixed objects such as trees, utility/light poles, traffic signs and mailboxes.

Lane departure can be caused by many things including distraction, drowsiness and impaired driving. In 2023, officer suspected alcohol involvement was a contributing factor in 48% of fatal lane departure crashes in North Dakota.

Stay in your lane.

North Dakota Motor Vehicle Crashes, Fatalities and Injuries Involving Lane Departure, 2019-2023

Year	Crashes	Fatalities	Injuries
2019	5,198	63	1,460
2020	3,510	56	1,278
2021	3,642	57	1,393
2022	4,100	47	1,391
2023	4,358	53	1,063

SAFETY CORRIDORS: AN APPROACH TO VISION ZERO

Safety Corridors are part of the Vision Zero strategy to reduce motor vehicle fatalities and serious injuries to zero. A Safety Corridor is a designated section of highway that includes enhanced safety features and an increase in law enforcement to remind drivers that they are responsible for obeying all traffic laws and posted speed limits. The purpose is to utilize engineering and technological solutions to change dangerous driving behavior and reduce the number of crashes on state highways.

Visit VisionZero.ND.gov
for more information.

Safety Corridor

VISION ZERO

Zero Fatalities. Zero Excuses.

HEAVY TRUCKS

Understanding safe driving habits around heavy vehicles is the responsibility of all drivers. Heavy trucks include single unit trucks (2-axle or 3-axle), truck tractors (bobtail, semi-trailer, doubles and triples), and trucks with greater than 10,000 lbs. Gross Vehicle Weight Rating (GVWR) without a classified body type.

~ EVERY
7 HOURS
one heavy vehicle-related
crash occurred (ND 2023)

~ EVERY
15 DAYS
one heavy vehicle-related
fatality occurred (ND 2023)

In 2023, 50% of heavy vehicle-related crashes were single vehicle crashes and 15% were rear-end crashes. Additionally, 23% happened at an intersection or were intersection-related, 16% were a rollover crash and 24% were speed-related.

Motor vehicle crashes involving heavy vehicles are more common October-March (64%) than warm weather months and a majority are in rural areas (81%).

Share the road with trucks.

North Dakota Motor Vehicle Crashes, Fatalities and Injuries Involving Heavy Trucks*, 2019-2023

Year	Crashes	Fatalities	Injuries
2019	1,139	15	341
2020	772	15	205
2021	734	11	273
2022	720	23	334
2023	1,179	24	244

*Heavy Trucks include Single Unit Trucks (2-axle or 3-axle), Truck Tractors (Bobtail, Semi-trailer, Doubles and Triples), and Trucks with > 10,000 lbs. GVWR without a classified body type.



81%
of motor vehicle crashes
involving heavy vehicles
were in rural areas (ND 2023)



19%
of motor vehicle crashes
involving heavy vehicles
were in urban areas (ND 2023)

YOUNG DRIVERS

Young driver inexperience, coupled with immaturity, often results in risk-taking behaviors such as speeding, alcohol use and not wearing a seat belt – all of which contribute to an increased death rate.³

EVERY
4 HOURS
 one teen driver
 crash occurred (ND 2023)

~ EVERY
52 DAYS
 one teen died
 in a crash (ND 2023)

In North Dakota, teen drivers account for 6% of all licensed drivers but are behind the wheel in nearly 20% of all crashes.

Teen drivers (age 14-19) were involved in 6% of fatal crashes in 2023. And, over the past five years, 45 teens have died in vehicle crashes.

³ Governors Highway Safety Administration

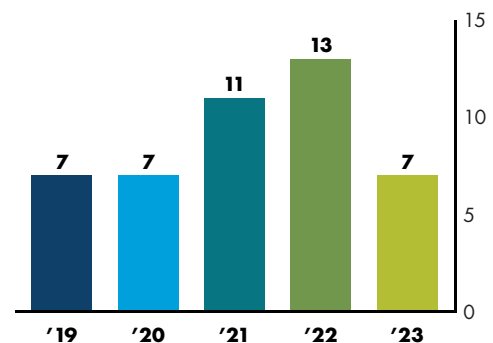
North Dakota Teen Driver Involvement in All Crashes, 2019-2023

Year	Total Crashes	Teen Driver Crashes	Percent
2019	14,221	2,579	18%
2020	8,820	1,760	20%
2021	9,585	2,052	21%
2022	10,734	1,706	16%
2023	10,549	2,148	20%

North Dakota Teen Driver Involvement in Fatal Motor Vehicle Crashes, 2019-2023

Year	Total Fatal Crashes	Teen Driver Fatal Crashes	Percent
2019	91	11	12%
2020	96	9	9%
2021	85	16	19%
2022	96	11	11%
2023	96	6	6%

North Dakota Teen Fatalities Motor Vehicle Crashes, 2019-2023



BICYCLES AND PEDESTRIANS

Everyone has different preferences when it comes to transportation. Regardless of mode of transport, being safe on the road is a responsibility shared by all. Bicyclists and pedestrians have the same rights, privileges and responsibilities as every motorist; however, they are more vulnerable since they do not have the protection provided by a vehicle.

~ EVERY
4 DAYS
one bicyclist was
involved in a crash (ND 2023)

EVERY
3 DAYS
one pedestrian was
involved in a crash (ND 2023)

Pedestrians are at a disadvantage when crossing streets, intersections and standing on corners, as they are not always visible to drivers. Tips to keep safe when walking from one destination to another: watch walkways – make sure the driver sees you by making eye contact with them, don't be a distracted walker, make yourself visible, watch for wide loads and be aware of blind spots.

As a bicyclist, you need to take extra precautions to protect yourself. Tips to help keep you riding safely: wear a helmet, be aware of traffic, check your brakes, ride with traffic and be aware of blind spots.

North Dakota Crashes, Fatalities and Injuries Involving Bicycles, 2019-2023

Year	Crashes	Fatalities	Injuries
2019	80	2	76
2020	53	1	51
2021	65	1	63
2022	59	1	73
2023	90	0	89

North Dakota Crashes, Fatalities and Injuries Involving Pedestrians, 2019-2023

Year	Crashes	Fatalities	Injuries
2019	115	5	87
2020	82	8	66
2021	113	10	84
2022	56	6	72
2023	121	10	93

In 2023, 50% of pedestrian-related fatalities involving a motor vehicle were male and 50% were female.

MOTORCYCLES AND OFF-HIGHWAY VEHICLES

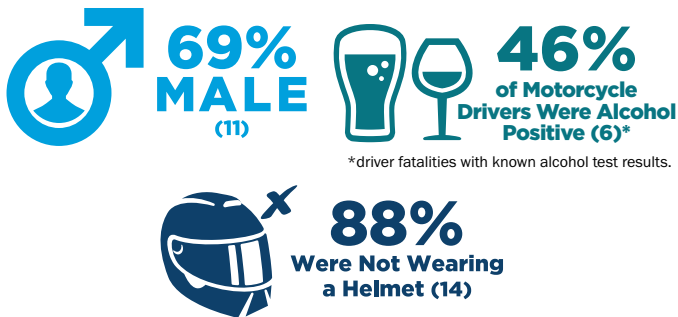
Motorcycles are becoming increasingly popular in North Dakota. Over the past five years, the number of motorcycle registrations has increased by nearly 8%.

~ EVERY
2 DAYS
 one motorcyclist was involved in a crash (ND 2023)

~ EVERY
23 DAYS
 one motorcyclist died in a crash (ND 2023)

Motorcyclists can increase their safety on the roads by wearing All The Gear, All The Time (ATGATT), taking a rider safety course and obeying all traffic laws.

Motorcycle Fatality Facts, ND 2023



Motorists can prevent a crash with motorcyclists by checking all mirrors and blind spots, staying back and looking for motorcyclists, especially at intersections.

North Dakota Crashes, Fatalities and Injuries Involving Motorcycles, 2019-2023

Year	Crashes	Fatalities	Injuries
2019	176	11	152
2020	174	17	160
2021	189	8	181
2022	167	21	180
2023	195	16	158

In 2023, about 90% of all reported motorcycle crashes resulted in injury or death. In the past five years, speed has been a contributing factor in 26% of motorcycle fatalities.

North Dakota Crashes, Fatalities and Injuries Involving Off-Highway Vehicles*, 2019-2023

Year	Crashes	Fatalities	Injuries
2019	52	4	49
2020	74	7	77
2021	55	5	59
2022	60	6	58
2023	58	2	53

*Off-highway vehicles include all-terrain vehicles (ATV) and snowmobiles.

PREVENTING VEHICLE CRASHES, FATALITIES & INJURIES

The North Dakota Vision Zero Plan identifies partners and “E” strategies to reduce motor vehicle fatalities and injuries in the state. The “E” strategies are described below.



Education. All North Dakotans should know that they can save their lives, and the lives of others, from motor vehicle crashes by taking personal responsibility. This includes wearing seat belts at all times, transporting children in child passenger safety seats appropriate for the child’s age, height and weight, not driving while distracted by cell phones or any other form of distraction, driving only when sober (i.e., not under the influence of alcohol and/or drugs), and obeying all posted speed limits.

Environment. Behavior change can occur through changing the environment in which the behavior occurs. This is done through strengthening traffic safety policies and laws such as mandating seat belt use for all vehicle occupants at all times, increasing the fines associated with speed violations, eliminating cell phone use in vehicles, and mandating alcohol beverage server training to prevent overconsumption of alcohol by consumers.

Enforcement. Regular enforcement of traffic safety laws deters unsafe driver and occupant behavior.

Engineering. State and local North Dakota roads are designed, constructed and maintained with safety as a priority.

Emergency Medical Services. In the event that a motor vehicle crash does occur, assure that crash victims are transported to an appropriate level of health care for their injuries, in the shortest amount of time possible.

VISION ZERO PARTNER NETWORK

The NDDOT and our traffic safety partners invite you to [join the Vision Zero Partner Network \(VZPN\)](#) for resources and ideas to help reduce risky driver and occupant behaviors to save lives.

Risky behaviors cause hundreds of preventable crashes in North Dakota every year. By joining the Vision Zero Partner Network, you can help prevent motor vehicle crash fatalities and serious injuries on North Dakota roads. Marketing and resource materials are free and all contributions are voluntary.

Benefits of VZPN:

- Protect your organization's human and financial resources
- Guard against potential liabilities associated with work-related crashes
- Demonstrate your company, school or organization's commitment to the community
- Show your students or employees you care about them and their families
- Address the problems of distracted driving, impaired driving, speed and/or aggressive driving and lack of seat belt use

What partners will receive from NDDOT:

- Education tools and materials bundled for each campaign
- Help getting a driver and occupant safety program started
- Opportunities to collaborate with other network organizations and agencies
- Technical support for local opportunities such as media interviews

To sign up, go to VisionZero.ND.gov and click on "Partners."

Working together, we can save lives.



NORTH DAKOTA CRASH MEMORIAL WALL

The North Dakota Crash Memorial Wall is an online space to safely honor someone you love who lost their life in a motor vehicle crash on a North Dakota road. Memorials are public in the hope that sharing their stories will offer comfort to families and friends and remind visitors about the devastating impact of motor vehicle fatalities.

The Crash Memorial Wall was developed by the North Dakota Department of Transportation and launched in August 2015. In 2016, the American Association of Motor Vehicle Administrators (AAMVA) recognized the North Dakota Crash Memorial Wall with a Public Affairs and Consumer Education Award (PACE) for outstanding website.

Immediate family members are invited to create a memorial at VisionZero.ND.gov. Extended family and friends can comment on the memorials. All submissions are reviewed by the North Dakota Department of Transportation within 10 business days.



Even one life lost in a motor vehicle crash
is too many. *Every life is precious.*

A person in a dark suit is sitting in a car, holding a smartphone in their right hand and a tablet in their left hand. The background is a dark blue gradient with a faint image of the person and the car interior. The text is overlaid on the image.

NORTH
Dakota | Transportation
Be Legendary.

Questions and requests
for additional data or copies
of this document can be directed to:

NDDOT Highway Safety Division
701-328-2598
dottrafficgrp@nd.gov

The report can be found online at:
VisionZero.ND.gov/statistics